

TRANSFORMER ROOM EXHAUST AIR SYSTEM

OFFICE AREA HVAC SYSTEM

SCALE 1:50







SPLIT UNIT TYPE AIR CONDITIONER SCHEDULE													
DESIGNATION	QTY	COOLING CAP. (BTU/HR)	HEATING CAP. (BTU/HR)	ELECTRICAL DATA		DIMENSION HxLxW (mm)		NET WEIGHT(KG)		MAX. PIPING LENGTH (m)	OUTDOOR TEMP. (°C)	+UNIT SELECTION	
				POWER KW	V – Ø – HZ	INDOOR UNIT	OUTDOOR UNIT	INDOOR UNIT	OUTDOOR UNIT			MANUFACTURER	MODEL OR TYPE
SPU-01~03	3	18000	18000	1.65	220-1-50	320x98x236	620x790x298	14.00	40.00	25	-15~45	GENERAL	ASGS18LFC4

EXHAUST FAN SCHEDULE

EX. FAN No.	TYPE	QTY.	SERVICE AREA	FLOW RATE CFM	ST. PR. in wg	ELECTRICAL DATA			FAN D.		+UNIT SELECTION		
						KW	V. PH	HZ RPM	mm	MANUF.	MODEL		
E.F.-01-04	WALL MOUNTED	4	TRANSFORMER ROOM	882	0.10	0.12	220	1	50	900	350	IPAN HAWKAZAN	HRK-350

+ UNITS SHALL BE SIMILAR TO THE SPECIFIED MANUFACTURER PRODUCT CORRESPONDING MODEL OR APPROVED EQUAL.

LEGENDS :

- | | |
|---|---|
|  | SPLIT UNIT AIR CONDITIONER (INDOOR UNIT) |
|  | SPLIT UNIT AIR CONDITIONER (OUTDOOR UNIT) |
|  | 6kg CO2 FIRE EXTINGUISHER |
|  | 6kg DRY POWDER FIRE EXTINGUISHER |
|  | ROOM THERMOSTAT (ON/OFF TYPE:0-50°C) |
|  | T-1 |

FOR CONSTRUCTION

[illegible]